

The new KONA





Good looks

go a long way.

The new Kona and the new Kona Hybrid are taking the stylish edge of their predecessors to the next level of efficiency and design. Refreshed with sleek new design enhancements and the latest smart tech like cutting-edge connectivity and new safety features – you can now choose from an even wider range of electrified powertrains that take you farther, using less fuel.

Dare to be different.

The new KONA.





A unique statement of sleek sophistication.

Sleeker and more refined, the new Kona's uniquely confident look sets it apart from every SUV in the class. Bold, progressive design updates give the new Kona a more streamlined, athletic look while still keeping its robust SUV signature. Its sporty silhouette is accentuated by the visual connection between the shoulder creases and the sharper, cleaner, more harmonious front end. The eye-catching new main bumper flows smoothly into the wheel arch claddings, forming a unique wrap-around armoured belt under the bold new grille.





Sculpted lines and stylish edge.

Distinctive and individual, the new Kona's sculpted lines flow into the redesigned high-contrast fender cladding, highlighting the bold SUV design in the rear as well. And mirroring the unique look of the front end light signature, the sleek new tail lamps now feature horizontally-stretched graphics for an unmistakable look.



Design highlights.



Powerful front grille.
The Hyundai logo has been moved up onto the bonnet, which stretches sharply over the wide new grille, accentuating the new Kona's planted, powerful stance.



Sleek new light design.
The striking new front-end has been completely reimagined – including the distinctive new LED headlamps and slimmer Daylight Running Lights up top.



Bold new bumper and skid plate.
The new rear bumper follows the protective armour concept of the front and sides – and is highlighted by a robust new metallic-coloured skid plate.



So much more
than just a pretty face.

The all-new KONA N Line.

The sportier side of SUV style.

Why make a statement when you can drive one? Available with the new Kona for the first time, the dynamic, motorsport-inspired N Line trim bristles with powerful details. The front is characterised by athletic proportions and a sleek bonnet above the muscular N Line grille and Hyundai logo. The beautiful combination of chiselled, technical features on the front apron is complimented by enlarged air intakes. Those bold lines flow harmoniously into the body colour treatment of the wheel arch claddings and the N Line specific diamond-cut 18" wheels.



N Line design highlights.



Unique powerful features.
On the bumper, a characteristic N-style aerodynamic lip with low-lying corner fins adds to the road-hugging appearance that hints at its motorsport roots. The larger, more technical air intakes feature a unique mesh design and surface treatment.



Expressive fins and sporty exhaust.
The motorsport DNA can be found in the rear as well, expressed in the large central aerodynamic diffuser and sporty one-side twin muffler. At the rear corners, the sharply-creased lines and N-style fins are expressive while providing better air flow detachment at the same time.



The latest intuitive connectivity.

State-of-the-art connectivity meets elegant design in new Kona's dual big screens. The combination of the 10.25" fully digital instrument cluster and 10.25" centre touchscreen gives the cockpit a high-tech look – and you maximum visibility and control. Glance up and the high-resolution touchscreen with navigation lets you easily see everything from media and maps to weather reports and more. It comes with a free 5 year Bluelink subscription, which includes Hyundai LIVE Services, with real-time traffic, weather and POI information as well as speed camera alerts*. Apple CarPlay™ and Android Auto™ are on board as well so you can connect your phone and mirror your music, phone and app functions right up on the big screen.

Apple CarPlay™ is a registered trademark of Apple Inc. Android Auto™ is a registered trademark of Google Inc.
*The speed camera alert feature is not available in all countries.

Connectivity highlights.



Smartphone mirroring.
The optional 10.25" Navigation touchscreen is equipped with Apple CarPlay™ and Android Auto™ so you can plug in your phone to mirror its content on the big screen. The standard 8" Display Audio system even comes with Wireless Apple CarPlay™ and Android Auto™ so you can mirror your smartphone without even having to plug it in.



Wireless charging.
A wireless charging tray is located conveniently in the centre console. Now you can easily and quickly charge a compatible Qi-enabled smartphone without the hassle of having to plug it in.



Front and rear USB.
Stay charged up. The new Kona is available with front and rear USB ports to ensure that everyone on board can conveniently charge their devices when on the road.



Cutting-edge comfort and versatility.

Versatile, comfortable and connected, the new Kona's interior is designed to express a more modern look than its predecessor. Rugged, yet refined – perfect for an active lifestyle – the new design updates match the exterior flair every step of the way. New ambient light technology illuminates the redesigned centre console and footwell, enhancing the sleek character of the interior. Created to fit everything you and your busy life can throw at it, the new Kona offers plenty of room for both passengers and cargo.



Convenience highlights.



Sunroof.
Let the sun in and enjoy more of the world around you with the optional sunroof.



Electronic parking brake.
Enjoy finger-tip control. An easy-to-use button activates or deactivates the electronic parking brake. The clever Auto Hold feature keeps your vehicle at a complete stop without you having to keep your foot on the brake pedal.



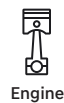
E-call button.
This feature automatically calls emergency services if you're in an accident and the airbags deploy. You can also push the SOS button for emergency assistance at any time.



More control. More choices.

More electrification.

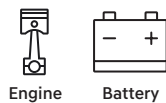
Combustion Engine



1.0-litre T-GDI 120 PS petrol engine can be combined with a 6-speed manual transmission or a 7-speed Dual Clutch Transmission.

1.6-litre T-GDI 198 PS petrol engine is paired with the 7-speed Dual Clutch Transmission and optional 4-wheel drive.

48V Mild Hybrid



48 volt mild hybrid technology is optional on the 1.0-litre T-GDI petrol engine with 120 PS and a 6-speed Intelligent Manual Transmission.

48 volt mild hybrid technology is standard on the 1.6-litre diesel engine with 136 PS available with a 6-speed Intelligent Manual Transmission or a 7-speed Dual Clutch Transmission and optional 4-wheel drive.

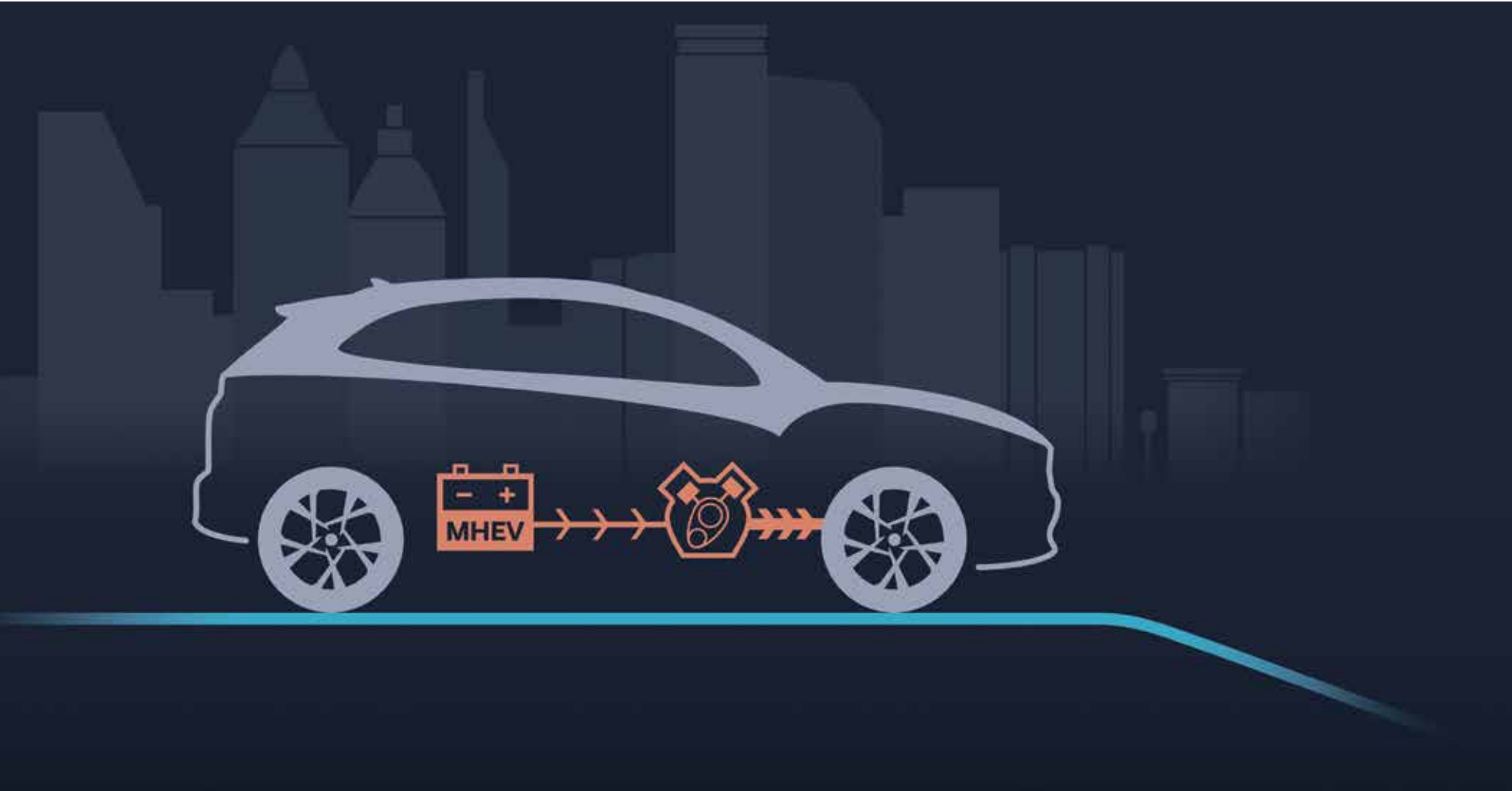
Hybrid



1.6-litre GDI petrol engine and 32 kW electric motor with a total combined output of 141 PS, powered by a 1.56 kWh lithium-ion polymer battery and paired with a 6-speed Dual Clutch Transmission.

The new Kona reaches new heights of performance and sustainability with a powertrain line-up that includes petrol, diesel, 48-volt mild hybrid and full parallel hybrid versions. And for more comfort and control, a wide range of suspension and handling enhancements deliver a smoother ride and improved road control. The steering has also been fine-tuned to match the new suspension character and upgraded tyres provide better fuel efficiency and lower CO₂ emissions. Choose from two-wheel drive or an on-demand all-wheel drive system for optimum handling and cornering performance. And when it comes to smooth shifting performance, the new Kona is available with a 6-speed manual transmission, a 7-speed dual clutch transmission (7DCT) or the newly developed 6-speed Intelligent Manual Transmission (iMT). The iMT supports the reduction of fuel consumption in a 48V mild hybrid system car.

48-volt mild hybrid technology.



Save fuel and reduce emissions with the optional 48-volt mild hybrid system, which is standard with the diesel engine and optional with the 120 PS petrol engine. The system supports the combustion engine with additional torque during acceleration – depending on the battery’s state of charge and the degree of acceleration. As a result, the powertrain’s fuel economy and CO2 emissions are improved. The 48-volt mild hybrid system is also great for city traffic, as it also supports the combustion engine with faster and smoother re-starts after stops, saving additional fuel. A Mild Hybrid Starter Generator (MHSG) recuperates kinetic braking energy by converting it into electricity, and stores it into the 48V battery for later usage.

The new KONA Hybrid’s powertrain




Taking excellent fuel efficiency to the next level, the new Kona Hybrid is equipped with both a petrol engine and an electric motor: a so-called full-parallel hybrid drive system. They work together with the support of a 1.56 kWh lithium-ion polymer battery to deliver excellent fuel economy and cut down on emissions. Depending on the driving situation, the hybrid drive system switches seamlessly between the conventional engine and the electric motor – sometimes utilizing both at the same time. Together, they deliver outstanding power performance with a combined output of 141 PS and 265 Nm of torque. And as part of the regenerative braking system, the electric motor also helps slow the car, charging the battery so you don't have to.

Bluelink® Connected Car Services.



Control your car from your smartphone – or with your voice. The new Kona is equipped with the latest upgrade of Bluelink® Connected Car Services – delivering seamless connectivity with online voice recognition and a wide range of features to make your drive more convenient and enjoyable. Additional voice recognition features let you activate and control features like climate settings, infotainment controls and side mirror heating as well as steering wheel heating through a simple voice command. On top of the many clever features you can control with the Bluelink app, a free five-year subscription to Hyundai's LIVE Services is also included with the navigation system.




Destination send to car.
Simply get in and press go. If your Kona is equipped with navigation, you can use the Bluelink app to search for destinations while outside of your car. Bluelink then syncs with your navigation system, loading the route so that it is ready to go when you are.

Find my car.
Forgot where you parked? No problem. Just open the Bluelink app and the map will guide you there.



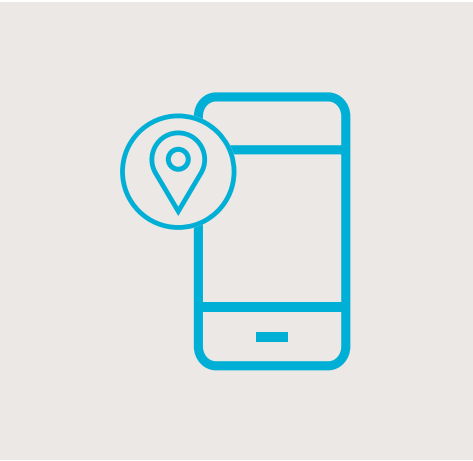
Remote door lock & unlock.
Forget to lock your car? Don't worry, your Kona will let you know by sending a push notification to your smartphone. Then, after entering your PIN, you can lock or unlock the doors using a button in the Bluelink app.

On-demand diagnostics.
For more peace of mind, you can run a full vehicle diagnostic check on your vehicle's health using the Bluelink app on your smartphone.



Live fuel price information.
Find fuel when you need it, at a nice price – the continually updated fuel service coverage provides you with current fuel prices and information on location, opening times, and payment methods – all displayed on the navigation touch screen.

Live Parking Information.
Find a parking spot faster for more efficient and stress-free parking. Take advantage of real-time information to find and compare parking options in garages, parking lots and on the street.



Connected Routing.
Enjoy more accurate traffic information, more precise times of arrival, and more reliable route recalculations so you get there faster. Cloud based navigation uses real-time and historical data for better routing and forecasting.

Last Mile Navigation.
If you have to park your Kona before you reach your end destination, you can hand over navigation from the car to the app. Your phone will then guide you exactly where you want to go with the help of augmented reality or Google Maps.

Hyundai SmartSense.

Because nothing's more important than the safety of your loved ones, we gave the new Kona a safety upgrade. With Hyundai SmartSense, our cutting-edge Advanced Driver Assistance Systems, the new Kona has been updated with the very latest safety and driving assist features for added peace of mind.





Forward Collision-avoidance Assist (FCA)
The standard FCA system warns you and automatically brakes when a camera detects sudden braking by a car ahead or pedestrians in your path. The optional FCA system uses a camera and radar to detect vehicles, pedestrians, and cyclists.

Lane Keeping Assist (LKA)
Uses the front camera to monitor the lines of the road. In case of an unintended lane departure, it will warn the driver and can apply counter steering torque to guide the car back to the lane.




Lane Following Assist (LFA)
When activated, it keeps the vehicle centred in its lane at speeds between 0 and 200 kilometres per hour on highways and city streets.

Smart Cruise Control (SCC w/Stop & Go)
More safety and less stress. Maintains a set distance to the vehicle ahead, automatically reducing or increasing speed to a pre-set limit. In "stop & go" traffic, the set distance is maintained.



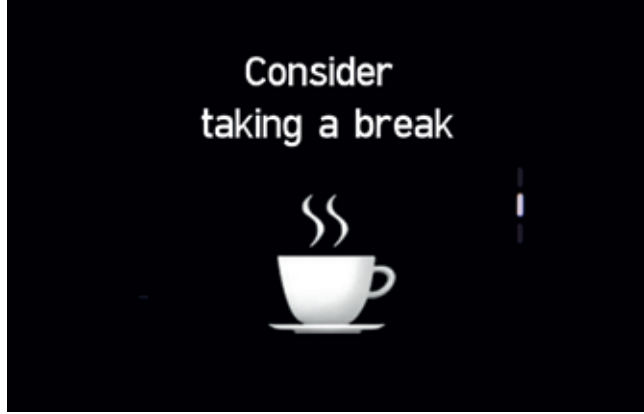
Leading Vehicle Departure Alert (LVDA)
This clever feature for city driving alerts the driver when the vehicle in front departs from an idle state, like at a stoplight or in a traffic jam.

Blind Spot Collision-avoidance Assist (BCA)
Using two radar sensors in the lower rear bumper, the system warns you of traffic in the blind spot area. Should you set the turn indicator in such a situation, it will sound an acoustic alert and brake to avoid collision.



Rear Cross-traffic Collision-avoidance Assist (RCCA)
When reversing out of areas with low visibility, the system not only warns the driver if vehicles approach from the side – it also applies the brakes automatically.

High Beam Assist (HBA)
Less stress and maximum visibility. HBA not only detects oncoming vehicles but also vehicles in the same lane ahead and switches to low-beam as appropriate.



Driver Attention Warning (DAW)
When a pattern of fatigue or distraction is identified, the system gets your attention with an alert and pop-up message suggesting a break.

Intelligent Speed Limit Warning (ISLW)
Always know the speed limit. The system uses the front camera and information from the navigation system to identify road signs. It then displays the speed limit and no-passing signs in real time in the navigation system display and the TFT instrument cluster.

Express yourself.

The new Kona lets you mix and match its design to fit your personal style. Now available with five new exterior colours, you can choose from 10 exterior colours to complement the eye-catching silhouette. On top of that, the option of a two-tone roof and matching mirror housings in Phantom Black allows you to further customize colour combinations to express to create a car perfectly matched to your taste.



Available until November

Available from November



Phantom Black (Pearl)

Chalk White (Metallic)

Atlas White (Solid)

Cyber Grey (Metallic)

Dark Knight (Pearl)

Galactic Grey (Metallic)

Optional two-tone roof
available in Phantom Black

Optional two-tone roof
available in Phantom Black

Optional two-tone roof
available in Phantom Black

Optional two-tone roof
available in Phantom Black

Optional two-tone roof
available in Phantom Black



Dive in Jeju (Solid)

Surf Blue (Metallic)

Pulse Red (Pearl)

Ignite Flame (Solid)

Misty Jungle (Pearl)

Optional two-tone roof
available in Phantom Black

Optional two-tone roof
available in Phantom Black

Optional two-tone roof
available in Phantom Black

Optional two-tone roof
available in Phantom Black

Optional two-tone roof
available in Phantom Black

Interior colours.

Featuring new colours and materials, the new Kona is available with a one-tone black interior or two-tone light beige interior trim, accentuating the fresh look seen in the door panels and seats. With the optional khaki leather seats and the khaki centre console and door panels, you can choose a natural look. New seat cover options include a black woven houndstooth pattern, cloth seats with black and grey embossing, and perforated leather seats in black, beige, or khaki.



Trim Black / Black



Trim Black / Light Beige



Trim Khaki colour package



Seats Black (Cloth, Cloth B, Leather)



Seats Light Beige (Leather)



Seats Khaki colour package (Leather)

N Line Interior colours.

Upgrade your comfort zone. Choose from three N Line seat options for more motor sport flair.



Featuring the N logo and red contrast stitching, the eye-catching N Line seats keep you in control and comfortable.



The N Line seats are available in three versions. Choose from cloth, leather, or suede.



Wheels.

Pick from a stylish range of alloy wheels including new 17” and 18” wheel designs – the 16” version is carried over from its predecessor. The Kona Hybrid features its own dedicated 16” and 18” wheel designs and the Kona N Line comes with 18” diamond cut alloy wheels, which are exclusive to the trim.



18” alloy wheel



18” alloy wheel (HEV only)



18” alloy wheel (N Line only)



16” wheel cover



16” alloy wheel



16” alloy wheel (HEV only)



17” alloy wheel

Specifications and dimensions.

Type	Gasoline					Diesel			Hybrid
Engine	1.0 T-GDI 6-speed MT	1.0 T-GDI 7-speed DCT	1.0 T-GDI 48V 6-speed iMT	1.6 T-GDI 7-speed DCT	1.6 T-GDI 7-speed DCT 4WD	1.6 CRDI 48V 6-speed iMT	1.6 CRDI 48V 7-speed DCT	1.6 CRDI 48V 7-speed DCT 4WD	1.6 GDI HEV 6-speed DCT
Engine Type	In-line 3 Cylinder	In-line 3 Cylinder	In-line 3 Cylinder	In-line 4 Cylinder	In-line 4 Cylinder	In-line 4 Cylinder	In-line 4 Cylinder	In-line 4 Cylinder	In-line 4 Cylinder
Displacement (cc)	998	998	998	1,598	1,598	1,598	1,598	1,598	1,580
Max. Power (kW / rpm)	88.3 / 6,000	88.3 / 6,000	88.3 / 6,000	145.6 / 6,000	145.6 / 6,000	100 / 4,000	100 / 4,000	100 / 4,000	77.2 / 5,700
Max. Power (PS / rpm)	120 / 6,000	120 / 6,000	120 / 6,000	198 / 6,000	198 / 6,000	136 / 4,000	136 / 4,000	136 / 4,000	105 / 5,700
Max. Torque (Nm / rpm)	172 / 1,500 - 4,000	200 / 2,000 - 3,500	172 / 1,500 - 4,000	265 / 1,600 - 4,500	265 / 1,600 - 4,500	280 / 1,500 - 3,000	320 / 2,000 - 2,250	320 / 2,000 - 2,250	147 / 4,000
Transmission type	6-MT	7-DCT	6-MT	7-DCT	7-DCT	6-iMT	7-DCT	7-DCT	6-DCT
Drive type	2WD	2WD	2WD	2WD	4WD	2WD	2WD	4WD	2WD
Full Hybrid System									
Electric Motor type	--	--	--	--	--	--	--	--	PMSM
Electric Motor Max. Power (kW / PS)	--	--	--	--	--	--	--	--	32 / 43.5
Electric Motor Max. Torque (Nm)	--	--	--	--	--	--	--	--	170
Hybrid System combined output (PS / Nm)	--	--	--	--	--	--	--	--	141 / 256
Performance									
Max. Speed (km/h)	181	182	180	210	210	190	190	185	161
0 to 100 km/h acceleration (sec)	11,5	11,0	11,9	7,7	8,1	10,3	9,9	10,5	11 (16") / 11.3 (18")
Suspension									
Front	McPherson Strut	McPherson Strut	McPherson Strut	McPherson Strut	McPherson Strut	McPherson Strut	McPherson Strut	McPherson Strut	McPherson Strut
Rear	CTBA	CTBA	CTBA	CTBA	Multi-Link	CTBA	CTBA	Multi-Link	Multi-Link
Wheel and Tire type									
16-inch steel wheels / 16-inch alloy wheels	205/60R16	205/60R16	205/60R16	--	--	205/60R16	205/60R16	205/60R16	205 /60R16
17-inch alloy wheels	215/55R17	215 /55R17	215/55R17	215/55R17	215/55R17	215/55R17	215/55R17	215/55R17	--
18-inch alloy wheels	235/45R18	--	235/45R18	235/45R18	235/45R18	235/45R18	235/45R18	235/45R18	225 /45R18

Abbreviations: **iMT** → Intelligent Manual Transmission **DCT** → Dual Clutch Transmission **MT** → Manual Transmission **PMSM** → Permanent Magnet Synchronous Motor



Overall Width 1,800
Wheel Tread 1,559 (1,565 HEV)



Overall Length 4,205 (4,215 N Line)
Wheel Base 2,600



Wheel Tread 1,568 (1,577 HEV)

Overall Height

1,565 / 16" wheel
(1,575 N Line)
Roof rack included

Unit : mm

All figures refer to the Kona equipped with an 18" wheel.

Dealer stamp



¹ The Hyundai 5-Year Unlimited Mileage Warranty applies only to Hyundai vehicles that have been originally sold by an authorized Hyundai dealer to an end-customer, as set out in the terms and conditions of the warranty booklet. Contact your official Hyundai dealer for further information.

² 8 years or 200.000 km warranty on vehicle battery unit. Local terms and conditions apply. Contact your official Hyundai dealer for further information.

* Kona models with diesel engines are currently compliant with the Euro 6d standard.

Hyundai Motor Company

<http://worldwide.hyundai.com>

GEN. LHD 1126 ENG. WD

Copyright © 2020 Hyundai Motor Europe. All Rights Reserved.

All the information contained in this brochure is provisional and subject to change without notice and is intended only as preliminary notification. Possible variations in the representation of vehicle colours are due to the limitations of printing technology. The products shown correspond to the offer and the range of equipment for European markets. The vehicles shown in this brochure may be equipped with additional equipment at extra cost, and not all model versions are included in this brochure. Hyundai Motor Europe reserves the right to make changes to technical specifications and equipment content without notice. Please consult your Hyundai dealer for exact details.